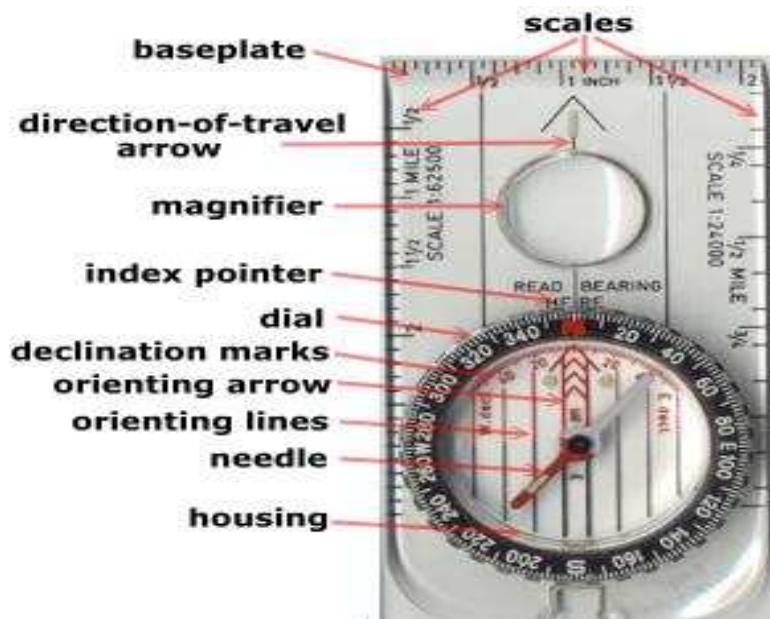


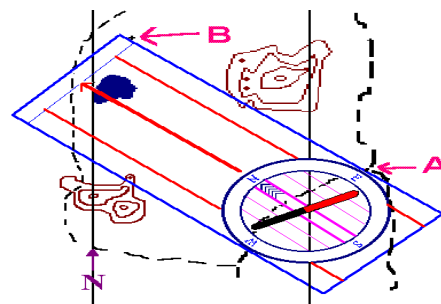
ORIENTEERING



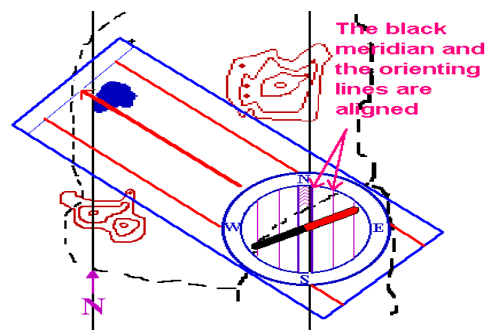
A compass

HOW TO USE THE COMPASS WITH A MAP

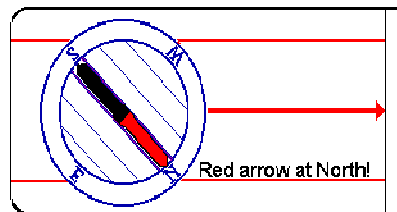
1) Put the long side of the compass on the map between the starting point and destination with the directional arrow pointing in the direction we want.



2) Turn the housing until its orienting lines are parallel with the N-S meridians of the map and the orienting arrow of the housing towards the north of the map.



3) Keep the compass horizontal in your hand. Turn until the red needle point towards the orienting arrow of the housing. The directional arrow will point the direction you must go.



HOW TO USE THE COMPASS WITHOUT A MAP

- 1) Let's say we need to go in a direction of 120°. We must turn the housing until the number 120 on the housing coincides with the directional arrow.
- 2) Without moving the housing you must make the red needle coincide with the orienting arrow of the housing.
- 3) Go in the direction that the directional arrow is pointing.

VOCABULARY

DIRECTIONAL ARROW: Flecha de dirección

ORIENTING ARROW: Flecha norte

ORIENTING LINES: líneas de N-S

NEEDLE: aguja

HOUSING: limbo

FLAG BANNER OR FLAG: baliza



Flag banner